


Key-type Selector Switch

A22K

Install in 22-dia. or 25-dia. Panel Cutout

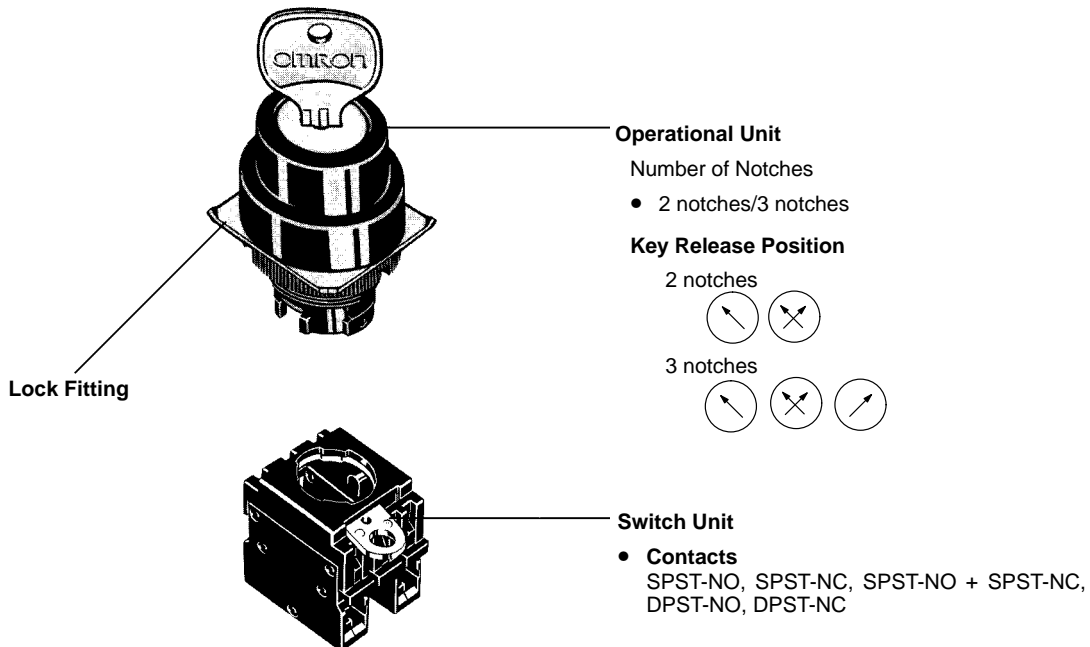
- Easy mounting and removal of Switch Unit.
- Increase wiring efficiency with three-row mounting of Switch Unit.
- Finger protection mechanism on Switch Unit provided as a standard feature.
- Use 25-dia. ring to install in 25-dia. panel cutouts.
- Install using either round, forked crimp terminals, or ferrules.
- IP65 oil resistance
EN60947-5-1



This product was manufactured at OMRON Izumo. OMRON Izumo has obtained approvals from international certification bodies for its quality system and environmental control system.

Ordering Information

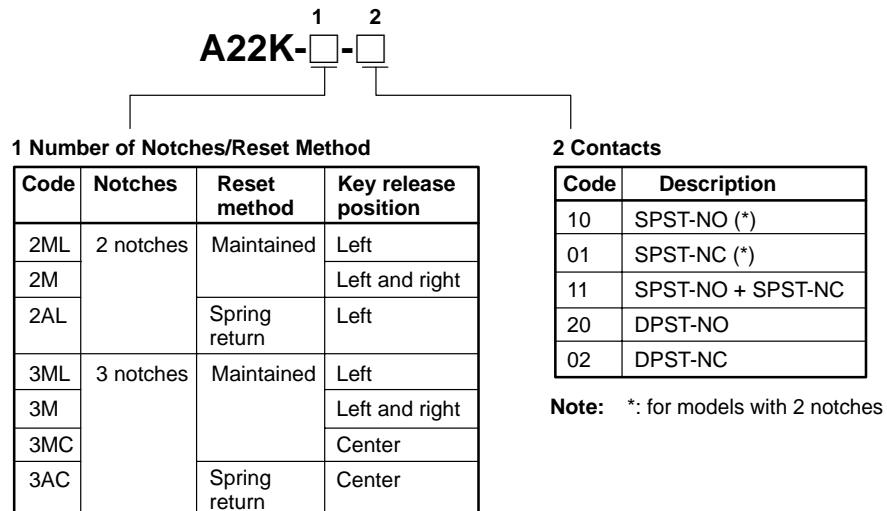
■ Construction



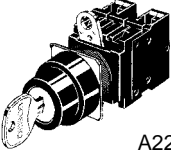

























Refer to the pages 48 to 64 for specifications, accessories, installation, and precautions.

■ Model Number Legend (Completely Assembled)

Shipped as a set which includes the Operational Unit and Switch Unit.



■ Key-type Selector Switch (Completely Assembled)

Appearance	Number of notches	Reset method	Output	Key release position	Model	Color of Operational Unit			
Key-type Selector Switch  A22K	2 notches	Maintained 	SPST-NO		A22K-2ML-10	Black			
					A22K-2M-10				
			SPST-NC		A22K-2ML-01				
					A22K-2M-01				
			SPST-NO + SPST-NC		A22K-2ML-11				
					A22K-2M-11				
			DPST-NO		A22K-2ML-20				
					A22K-2M-20				
			DPST-NC		A22K-2ML-02				
					A22K-2M-02				
			Spring return 				SPST-NO		A22K-2AL-10
									SPST-NC
							SPST-NO + SPST-NC		A22K-2AL-11
							DPST-NO		A22K-2AL-20
	DPST-NC	A22K-2AL-02							
	3 notches	Maintained 	SPST-NO + SPST-NC		A22K-3ML-11				
					A22K-3M-11				
					A22K-3MC-11				
			DPST-NO		A22K-3ML-20				
					A22K-3M-20				
					A22K-3MC-20				
			DPST-NC		A22K-3ML-02				
					A22K-3M-02				
				A22K-3MC-02					
Spring return 						A22K-3AC-11			
						DPST-NO	A22K-3AC-20		
						DPST-NC	A22K-3AC-02		

■ Model Number Legend (Subassembly)

The Operational Unit, Lamp, or Switch Unit can be ordered separately. Use them in combination for models that are not available as assembled units. These can also be used as inventory for maintenance parts.



1. Operational Unit

A22K-

1 Number of Notches/Reset Method

Code	Notches	Reset method	Key release position
2ML	2 notches	Maintained	Left
2M			Left and right
2AL		Spring return	Left
3ML	3 notches	Maintained	Left
3M			Left and right
3MC			Center
3AC		Spring return	Center

**2. Switch Unit
Non-lighted**

A22-

1 Contacts













Code	Description
10	SPST-NO
01	SPST-NC
11	SPST-NO + SPST-NC
20	DPST-NO
02	DPST-NC

2 Switch Action

Code	Description
M	Momentary


■ Key-type Selector Switch (Subassembly)

Operational Unit (Color: Only Black is available)

Appearance	Number of notches	Reset method	Key release position	Model
	2 notches	Maintained 		A22K-2ML
				A22K-2M
	3 notches	Spring return 		A22K-2AL
				A22K-3ML
		Maintained 		A22K-3M
				A22K-3MC
Spring return 		A22K-3AC		

Note: Two keys are provided.

Switch Units

Appearance		Classification	Model	
	Lighted	Socket (without transformer circuit)	SPST-NO	A22-10M
			SPST-NC	A22-01M
			SPST-NO + SPST-NC	A22-11M
			DPST-NO	A22-20M
			DPST-NC	A22-02M

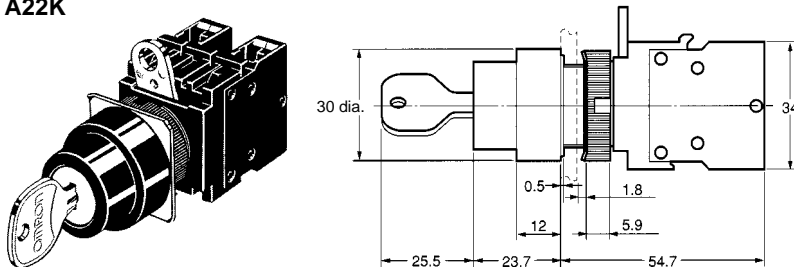
Note: DPST-NO + DPST-NC combination is also possible. Add the Switch Units on page 51 to the combination.

Dimensions

Note: All units are in millimeters unless otherwise indicated.

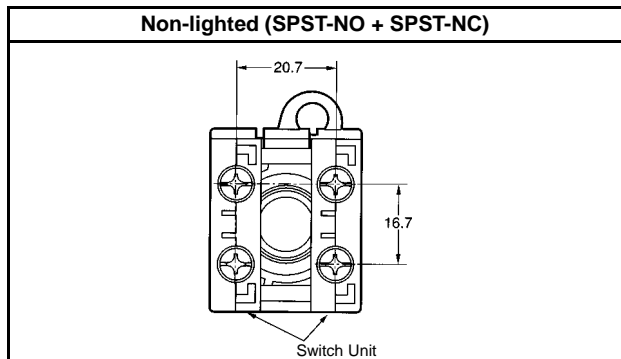
■ Key-type Selector Switch

A22K

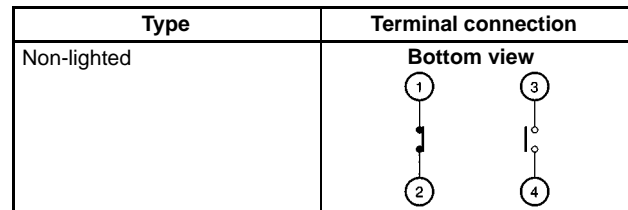


■ Terminal Arrangement

Terminal Arrangement (Bottom View)

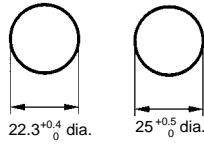


Terminal Connection



Note: The above terminal connection diagrams are examples for SPST-NO + SPST-NC.

Panel Cutout Dimensions



Note: When applying coating such as paint to the panel, the dimensions should be those after the application of coating. Lock fitting is provided as a standard item.

■ Contact Configuration

2-notch Type

Knob position	SPST-NO	SPST-NC	SPST-NO + SPST-NC	DPST-NO	DPST-NC

3-notch Type

Knob position	SPST-NO + SPST-NC	DPST-NO	DPST-NC

ALL DIMENSIONS SHOWN ARE IN MILLIMETERS.
To convert millimeters into inches, multiply by 0.03937. To convert grams into ounces, multiply by 0.03527.