

Programmable Terminal

NV Series

Compact and Simple, Extremely High Cost Performance



» The Best PT for Package PLCs

» A Lineup of 14 Models That Redefine "Compact"

The Best PT for Package PLCs —「NV」

The NV Series of compact Programmable Terminals meet the basic needs for enhanced visibility, simplicity, and cost, and they go even further to provide superior PLC compatibility, easy operation, and cost performance.

Visibility Beautiful, Easy-to-understand Displays

Instantly know the system status
It is obvious in three color LED backlight

The monochrome models provide three backlight colors to perform status displays. For example, use green for normal operation, orange for user controls, and red for errors so that the operating status can be seen at a glance.

■ NV□W-MG

Normal Operation
Green

Teaching Scr. BUSY
No. Pos. DATA
3 197628
STOP EXEC

User Controls
Orange

CHAKERTEMP.
#1 #2
SV 2000°C 800°C
PV 1867°C 123°C
MV 64% 100%

Error Displays
Red

MONITOR Line #A
STOP
Please check the error.

The red backlight makes error displays bright and easy to see.

■ NV□W-MR / NV3Q-MR

Normal Operation
White

Teaching Scr. BUSY
No. Pos. DATA
3 197628
STOP EXEC

User Controls
Pink

CHAKERTEMP.
#1 #2
SV 2000°C 800°C
PV 1867°C 123°C
MV 64% 100%

Error Displays
Red

MONITOR Line #A
STOP
Please check the error.

Easy Visual Recognition
True Type Fonts for Flexible Screen Designs

You can use True Type fonts in a wide range of sizes from 10 to 240 dots to flexibly design beautiful screens.

* The maximum font size depends on the model.

■ True Type Fonts

You can select the best Windows® fonts to create the desired screen images or emphasize screen appearance.


MSGoth.MSPGoth.MS Serif
Arial Courier New
Any size of many Windows Fonts
Can be Used

Value Easy Designing

The slim design of NV-series PTs requires very little installation space.

Vertical Installation

The PT can be installed vertically to enable more applications. This enables more flexible designs.



“V” stands for the three benefits

Value	Easy design work and superior PLC compatibility
Visibility	Beautiful, easy-to-understand displays
Variation	A lineup of ten 3-inch models for easy selection

Global Application
Multi-language Support and Safety Standard Compliance

You can switch parts labels and languages. Record up to sixteen character strings in different languages and change all labels at the same time. Switching the language during operation is also very easy. International safety standards have also been met so that you can easily export equipment or transport equipment overseas.

Switch Parts Labels

Japanese English* Simplified Chinese Traditional Chinese Korean

* Including European languages.

Safety Standards
CE cULus

Handle Devices from Various Manufacturers
Global Multivendor Support

You can connect the PT to OMRON or Mitsubishi Electric PLCs or to PLCs from many other global manufacturers. This lets you connect the NV-series PTs without changing the PLC. You can easily use a different PLC manufacturer for each project.

Applicable PLCs
OMRON, Mitsubishi Electric, Keyence, Hitachi, Allen-Bradley, Siemens, etc.

Variation A Lineup of 14 Models That Form a New Standard for Small PTs

The lineup includes compact and horizontal models from 3.1-inch to 4.6-inch and QVGA models. Select the size and price that are best for each system.

3.1 inch Compact Horizontal Models

NV3W Monochrome STN

A 5-V model is available that can be powered from an OMRON PLC



- Display colors : Monochrome , 2 grayscale levels
 - 128 × 64 dots
 - Backlight : LEDs, 3 colors (green, orange, and red)
- Display colors : Monochrome , 2 grayscale levels
 - 128 × 64 dots
 - Backlight : LEDs, 3 colors (white, pink, and red)

USB Slave	RS-232C	RS-422A/485	SD memory card
Vertical installation	5 VDC	24 VDC	

4.6 inch Compact Horizontal Models

NV4W Monochrome STN



- Display colors : Monochrome , 2 grayscale levels or 8 grayscale levels
- 320 × 120 dots
- Backlight : LEDs, 3 colors (green, orange, and red)

USB Slave	RS-232C
Vertical installation	5 VDC



- Display colors : Monochrome , 2 grayscale levels or 8 grayscale levels
- 320 × 120 dots
- Backlight : LEDs, 3 colors (white, pink, and red)

RS-422A/485	SD memory card
24 VDC	

3.6 inch QVGA Models

NV3Q Monochrome STN Color STN



- Display colors : Monochrome , 2 grayscale levels
- 320 × 240 dots
- Backlight : LEDs, 3 colors (white, pink, and red)

USB Slave	RS-232C	RS-422A/485	SD memory card
Vertical installation	5 VDC	24 VDC	



- Display colors : 4096 colors
- 320 × 240 dots
- Backlight : White LED

USB Slave	RS-232C	RS-422A/485	SD memory card
Vertical installation	5 VDC	24 VDC	

Easy Connection to External Devices for Easy Maintenance

NV3W

3.1 inch Compact Horizontal Models



Battery-free Operation

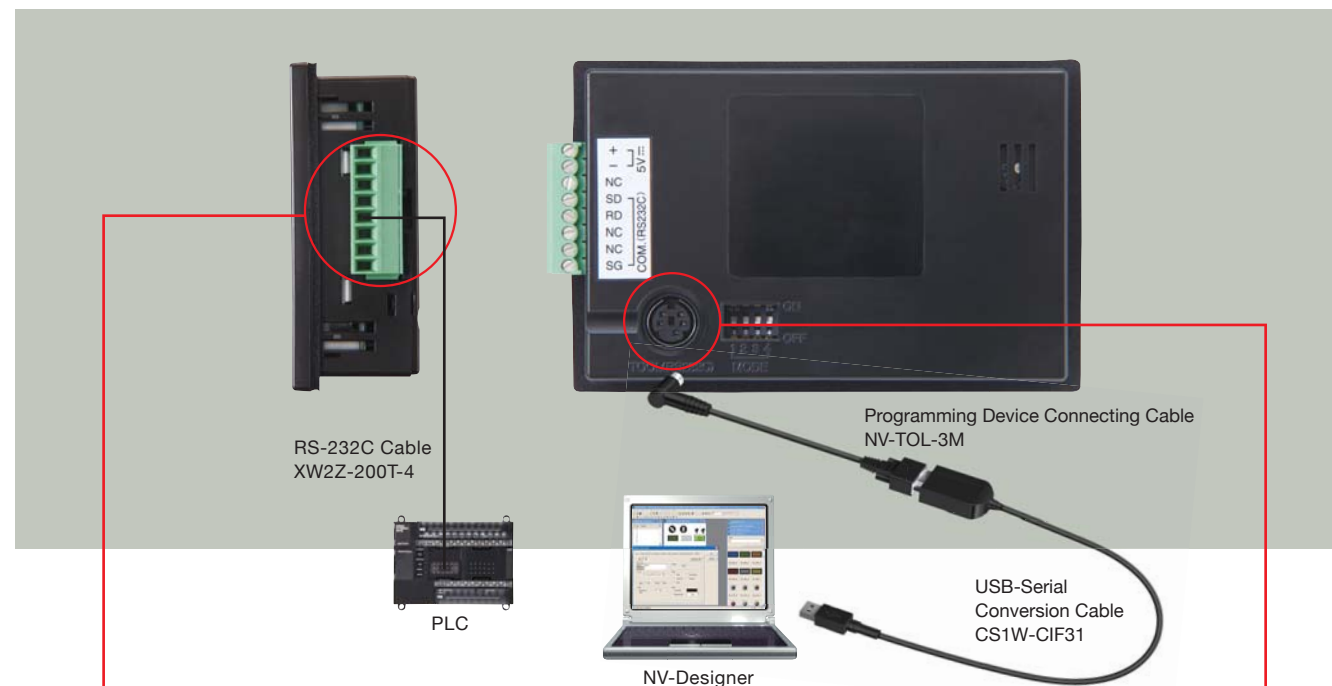
Internal Storage of Required Data in the PT

An NV-series PT can be operated without a battery. No maintenance battery is required.

Data Backed Up without a Battery

- NV Configuration
- Base Screens
- Keyboard Screens
- Recipes
- Write Address Data
- Flow Display Data

Data required for operation is backed up

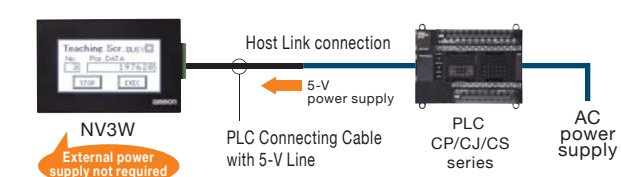


Serial Communications/Power Supply Connector

Supply Power from the PLC **NV3W Only** **Compatibility**

With 5-V NV3W models, 5-V can be supplied from the PLC via the PLC Connecting Cable. This reduces wiring work and eliminates the need for a special power supply for the PT.

Supplying 5-V from the PLC

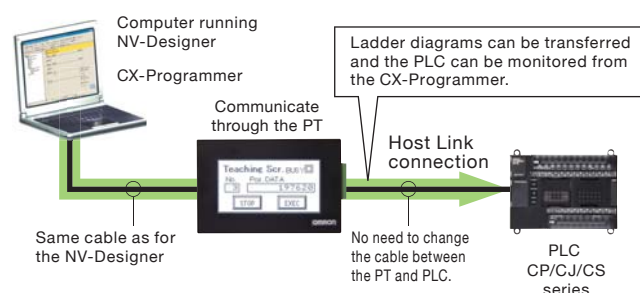


*An XW2Z-200T-4 PLC Connecting Cable is required to supply power from the PLC.
*With 24-V PTs, power must be supplied from an external power supply.

Tool Port

Transfer Ladder Programs and PT Screens without Changing the Cable **Compatibility**

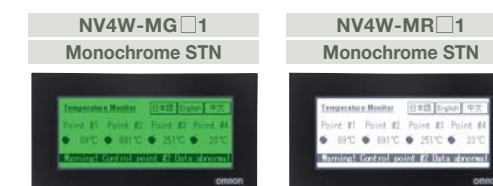
Ladder programs can be transferred, debugged, or monitored for an OMRON PLC from the CX-Programmer running on a computer connected to the NV-series PT while communicating through the NV-series PT.



*Refer to Support Software on page 7 for applicable versions of the CX-One.

NV4W

4.6 inch Compact Horizontal Models



NEW

Battery-free Operation

Internal Storage of Required Data in the PT

An NV-series PT can be operated without a battery. No maintenance battery is required.

Data Backed Up without a Battery

- NV Configuration
- Base Screens
- Keyboard Screens
- Recipes
- Write Address Data
- Flow Display Data

Data required for operation is backed up

Optional Battery

Back up PLC memory in the PT with an optional battery.

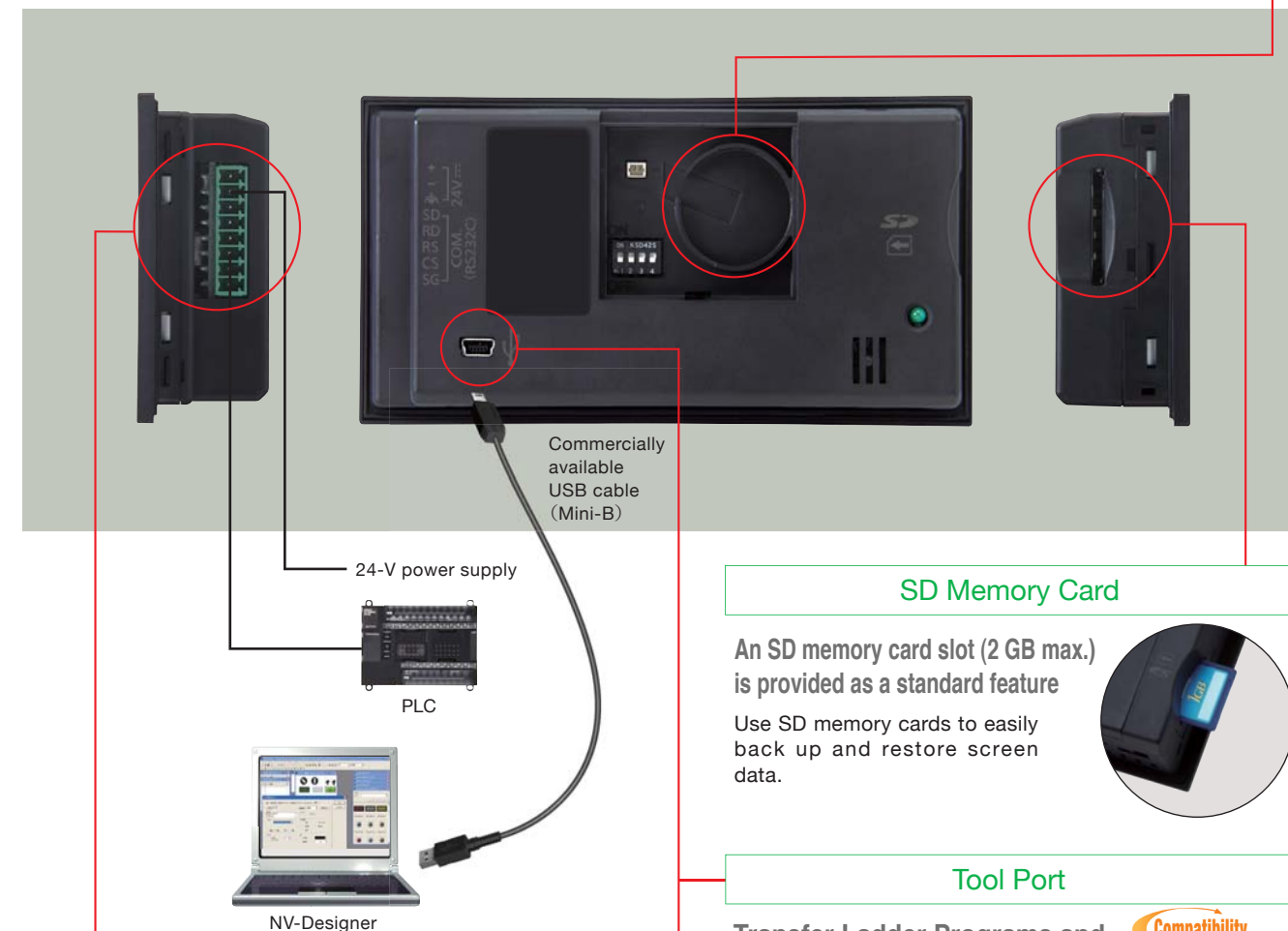
An optional battery can be mounted in an NV4Q PT to back up specified addresses from PLC memory. This allows you, for example, to back up memory areas that are not held in the PLC when using a CP1E PLC without a battery.

Data That Can Be Backed Up with a Battery

- Up to 24 words of PLC memory
- Clock data
- Internal PT memory
- Alarm history
- Password

Back up words from PLC memory

CP1E



SD Memory Card

An SD memory card slot (2 GB max.) is provided as a standard feature

Use SD memory cards to easily back up and restore screen data.



Tool Port

Transfer Ladder Programs and PT Screens without Changing the Cable **Compatibility**

Serial Communications/Power Supply Connector

This connector supplies 24 VDC.

USB1.1

High-speed Screen Transfers with Commercially Available USB Cable

A USB interface is provided to effectively use computer software environments. Screens that are created on the computer can be quickly transferred to the PT using a commercially available USB cable (Mini-B).

NV3Q

3.6 inch

QVGA Models

NV3Q-MR□1
Monochrome STN



NV3Q-SW□1
Color STN



Battery-free Operation

Internal Storage of Required Data in the PT


An NV-series PT can be operated without a battery. No maintenance battery is required.

■ Data Backed Up without a Battery

- NV Configuration
- Base Screens
- Keyboard Screens
- Recipes
- Write Address Data
- Flow Display Data

Data required for operation is backed up

Optional Battery



Back up PLC memory in the PT with an optional battery.

An optional battery can be mounted in an NV3Q PT to back up specified addresses from PLC memory. This allows you, for example, to back up memory areas that are not held in the PLC when using a CP1E PLC without a battery.



■ Data That Can Be Backed Up with a Battery

- Up to 24 words of PLC memory
- Clock data
- Internal PT memory
- Alarm history
- Password



CP1E

Back up words from PLC memory



PLC

24-V power supply



NV-Designer

Commercially available USB cable (TYPE-B)

Serial Communications/Power Supply Connector

This connector supplies 24 VDC.

Tool Port

Transfer Ladder Programs and PT Screens without Changing the Cable

Compatibility

SD Memory Card

An SD memory card slot (2 GB max.)* is provided as a standard feature

Use SD memory cards to easily back up and restore screen data.

*The capacity of the SD memory card is 32 MB to 1 GB for PT system program version 1.0□.



USB1.1

High-speed Screen Transfers with Commercially Available USB Cable

A USB interface is provided to effectively use computer software environments. Screens that are created on the computer can be quickly transferred to the PT using a commercially available USB cable (TYPE-B).

Programmable Terminals NV-series

CSM_NV-series_DS_E_2_1

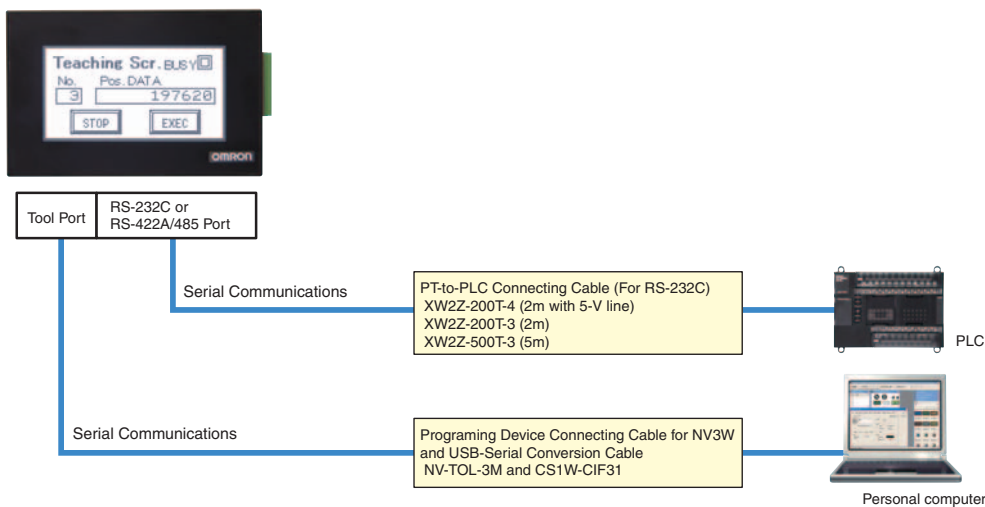
Compact and Simple, Extremely High Cost Performance

- The lineup includes compact and horizontal models from 3.1-inch to 4.6-inch and QVGA models.
- True Type Fonts for Flexible Screen Designs.
- Space-saving Installation.
- Multi-language Support and Safety Standard Compliance.

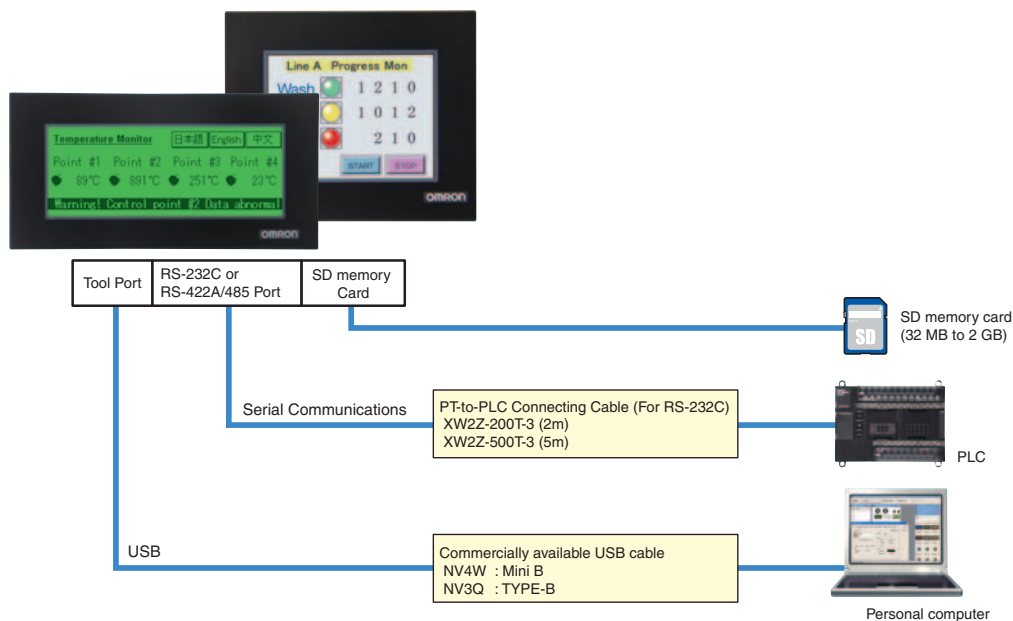


System Configuration

NV3W



NV4W/NV3Q



NV-series

Ordering Information

International Standards

- The standards are abbreviated as follows: U: UL, U1: UL (Class I Division 2 Products for Hazardous Locations), C: CSA, UC: cULus, UC1: cULus (Class I Division 2 Products for Hazardous Locations), CU: cUL, N: NK, L: Lloyd, and CE: EC Directives.
- Contact your OMRON representative for further details and applicable conditions for these standards.

Programmable Terminals

Product name	Specifications					Model	Standards
	Screen size	Number of dot	Communications	Power supply voltage	Backlight		
NV3W	3.1-in, STN monochrome	128 × 64 dots	RS-232C	5 VDC	LEDs, 3 colors (green, orange, and red)	NV3W-MG20L	UC, CE
			RS-232C	24 VDC		NV3W-MG20	
			RS-422A/485	24 VDC		NV3W-MG40	
	3.1-in, STN monochrome	128 × 64 dots	RS-232C	5 VDC	LEDs, 3 colors (white, pink, and red)	NV3W-MR20L	UC, CE
			RS-232C	24 VDC		NV3W-MR20	
			RS-422A/485	24 VDC		NV3W-MR40	
NV4W	4.6-in, STN monochrome	320 × 120 dots	RS-232C	24 VDC	LEDs, 3 colors (green, orange, and red)	NV4W-MG21 NEW	UC, CE
			RS-422A/485	24 VDC		NV4W-MG41 NEW	
	4.6-in, STN monochrome	320 × 120 dots	RS-232C	24 VDC	LEDs, 3 colors (white, pink, and red)	NV4W-MR21 NEW	UC, CE
			RS-422A/485	24 VDC		NV4W-MR41 NEW	
NV3Q	3.6-in, STN monochrome	320 × 240 dots (QVGA)	RS-232C	24 VDC	LEDs, 3 colors (white, pink, and red)	NV3Q-MR21	UC, CE
			RS-422A/485	24 VDC		NV3Q-MR41	
	3.6-in, STN color	320 × 240 dots (QVGA)	RS-232C	24 VDC	White LED	NV3Q-SW21	UC, CE
			RS-422A/485	24 VDC		NV3Q-SW41	

Programming Devices

Product name	Specifications			Model	Standards
		Number of licenses	Media		
FA Integrated Tool Package CX-One Lite Ver.4.□	CX-One Lite is a subset of the complete CX-One package that provides only the Support Software required for micro PLC applications. *1 CX-One Lite runs on the following OS. Windows 2000 (Service Pack 4 or higher), XP, Vista, or 7 (except 64-bit edition) CX-One Lite Ver. 4.□ includes NV-Designer Ver.1.□.	1 license	CD	CXONE-LT01C-V4 NEW	—
FA Integrated Tool Package CX-One Ver. 4.□	CX-One is a comprehensive software package that integrates the Support Software for OMRON PLCs and components. *2 CX-One runs on the following OS. OS: Windows 2000 (Service Pack 4 or higher), XP, Vista, or 7 (except 64-bit edition) CX-One Ver. 4.□ includes NV-Designer Ver.1.□.	1 license *3	CD	CXONE-AL01C-V4 NEW	—
			DVD	CXONE-AL01D-V4 NEW	

Note: NV-Designer version 1.0 or higher is required to use the NV3W and NV3Q.

NV-Designer version 1.1 or higher is required to use the NV4W.

*1. CX-One Lite Ver.4.□ provides the following Support Software : Micro PLC Edition CX-Programmer Ver.9.□, CX-Integrator Ver.2.□, Switch Box Utility Ver.1.□, CX-Simulator Ver.1.□, CX-Drive Ver.1.□, CX-Designer Ver.3.□, NV-Designer Ver.1.□, CX-Thermo Ver.4.□, CX-ConfiguratorFDT Ver.1.□, Network Configurator Ver.3.□, and CX-Server Ver.4.□.

*2. For details, refer to the CX-One Catalog (Cat. No : R134).

*3. Multi licenses are available for the CX-One (3, 10, 30 or 50 licenses).

Options (Sold separately)

Product name		Specifications		Model	Standards
PT-to-PLC Connecting Cable		For the NV3W with 5-V power (NV3W-MG20L/MR20L only)	Length: 2m	XW2Z-200T-4 *1	—
		For the NV3W, NV4W, and NV3Q	Length: 2m	XW2Z-200T-3	
		For the NV3W, NV4W, and NV3Q	Length: 5m	XW2Z-500T-3	
Programming Device Connecting Cable *2		For the NV3W	Length: 3m	NV-TOL-3M	—
	USB-Serial Conversion Cable	For the NV3W Use this Cable together with the NV-TOL-3M to connect to a USB connector on the computer. Note : The enclosed USB driver must be installed.	Length: 0.5m	CS1W-CIF31	N
Waterproof Packings		For the NV3W, contains 10 packings. One Packing is provided on the PT as a standard feature.		NV3W-RP001	—
		For the NV4W, contains 10 packings. One Packing is provided on the PT as a standard feature.		NV4W-RP001 NEW	—
		For the NV3Q, contains 10 packings. One Packing is provided on the PT as a standard feature.		NV3Q-RP001	—
Battery *3		For the NV4W and NV3Q		NV-BAT01	—
Display Protective Sheets		For the NV3W, contains 10 sheets		NV3W-KBA04	—
		For the NV4W, contains 10 sheets		NV4W-KBA04 NEW	—
		For the NV3Q, contains 10 sheets		NV3Q-KBA04	—
Attachment		NP3 Series to NV3Q Series		NV3Q-ATT02	—

*1. If the XW2Z-200T-4 Cable is used with the NV3W, 5 V can be supplied from the CS/CJ/CP-series PLCs instead of from an external power supply. Refer to the NV-series PT Setup Manual (Cat.No V103) for details.

*2. For NV3Q, use commercially available USB cable (TYPE-B).

For NV4W, use commercially available USB cable (Mini B).

*3. Cannot be used for the NV3W.

NV-series

Specifications

General Specifications

Item	Specifications				
Model	NV3W-M□20/M□40	NV3W-M□20L	NV4W-M□21/M□41	NV3Q-MR□1	NV3Q-SW□1
Rated power supply	24 VDC	5 VDC	24 VDC		
Operating voltage range	21.6 to 26.4 VDC	4.5 to 5.5 VDC	21.6 to 26.4 VDC		
Current consumption	2 W max. (80 mA max.)	1 W max. (200 mA max.)	1.7 W max. (70 mA max.)	2.4 W max. (100 mA max.)	3.6 W max. (150 mA max.)
Ambient operating temperature	0 to 50 °C				
Ambient operating humidity	20% to 85% (with no condensation)				
Ambient storage temperature	-20 to 60 °C				
Ambient storage humidity	10% to 85% (with no condensation)				
Dielectric strength	Between the power supply terminals and the case 500 VAC for 1 min with a cutoff current of 10 mA (at initial state)				
Insulation resistance	Between the power supply terminals and the case 100 MΩ (at 500 VDC) (at initial state)				
Vibration resistance	10 to 55 Hz with 0.75-amplitude for 10 min each in X, Y, and Z directions, 1 sweep per min		5 to 9 Hz, 3.5-mm single amplitude, 9 to 150 Hz, 9.8 m/s ² , 10 times each in X, Y, and Z directions (1 octave/min)	10 to 55 Hz with 0.75-amplitude for 10 min each in X, Y, and Z directions, 1 sweep per min	
Shock resistance	98m/s ² 4 times each in X, Y, and Z directions		147m/s ² 3 times each in X, Y, and Z directions	98m/s ² 4 times each in X, Y, and Z directions	
Noise immunity	1,000 Vp-p with pulse widths of 50 ns and 1 μs between power supply terminals (via simulator)				
Resistance to environment	For NV3W and NV3Q IP65 (at initial state), For NV4W IP67 (at initial state) Dust proof and drip proof only from the front of the panel (using Waterproof Packing at the contact surface with the panel) Replace the Waterproof Packing each time you reinstall the PT.				
Battery life expectancy	—		Battery life expectancy: 5 yr (at 25 °C) *		Battery life expectancy: 3 yr (at 25 °C) *
Safety standards	UL 508 and EC Directives				
Weight	160 g max.		240 g max.		

* The SRAM (internal RAM) is backed up by the battery. If backing up the data is required, purchase the NV-BAT01 Battery separately.

Performance Specifications

Item		Specifications		
Model		NV3W-MG□□ (L)/MR□□ (L)	NV4W-M□21/M□41	NV3Q-MR□1/ SW□1
Display device		STN monochrome LCD		NV3Q-MR: STN monochrome LCD NV3Q-SW: STN color LCD
Number of dots		128 × 64 dots (H × V)	320 × 120 dots (H × V)	320 × 240 dots (H × V)
Effective display size		70 × 35 mm (H × V)	109 × 41 mm (H × V)	71 × 53 mm (H × V)
Service Life		50,000 hours min. *1		
Backlights		NV3W-MG : LED backlights, 3 colors (green, orange, and red) NV3W-MR : LED backlights, 3 colors (white, pink, and red)	NV4W-MG : LED backlights, 3 colors (green, orange, and red) NV4W-MR : LED backlights, 3 colors (white, pink, and red)	NV3Q-MR: LED backlights, 3 colors (white, pink, and red) NV3Q-SW: LED backlight, 1 color (white)
Touch switches	Method	Analog resistance membrane		
	Operating force	0.5 N max.	0.8 N max.	
	Life expectancy	100 million operations min. (at 25 °C)		
	Switches	50 max. per screen *2	100 max. per screen *2	
	Size	8 dots × 8 dots min. *3		
External memory		—	SD memory card (32 MB to 2 GB) *4 Manufacturers for which operation has been confirmed: Panasonic SD standard *5	
Host communications	COM Port	NV3W-M□20(L) : RS-232C (not isolated), Transmission distance: 15 m, Connector : 8-pin NV3W-M□40 : RS-422A/485 (not isolated), Transmission distance: 500 m, Connector : 8-pin	NV4W-M□21: RS-232C (not isolated), Transmission distance: 15 m, Connector:8-pin NV4W-M□41: RS-422A/485 (not isolated), Transmission distance: 500 m,Connector: 8-pin	NV3Q-□□21 : RS-232C (not isolated), Transmission distance: 15 m, Connector: 8-pin NV3Q-□□41 : RS-422A/485 (not isolated), Transmission distance: 500 m, Connector: 8-pin
Support Software communications	Tool Port	RS-232C (not isolated) via Mini DIN 5-pin connector	—	—
	USB port	—	USB 1.1 Mini-B, Transmission distance: 5 m max.	USB 1.1 TYPE-B, Transmission distance: 5 m max.
Applicable Support Software		NV-Designer version 1.0 or higher (Included with CX-One version 3.2 or in CX-One Lite version 4.0.)	NV-Designer version 1.1 or higher (Included with CX-One version 4.03 or in CX-One Lite version 4.03.)	NV-Designer version 1.0 or higher (Included with CX-One version 3.2 or in CX-One Lite version 4.0.)

*1. This is the estimated time before brightness is reduced by half at room temperature and humidity. It is not a guaranteed value.

*2. The estimate applies to operation when only custom switches are placed on the screen.

*3. This value does not include 1-dot box of frame line.

*4. The capacity of the SD memory card is 32 MB to 1 GB for PT system program version 1.0□.

*5. SD memory cards are shipped pre-formatted from the factory, so there is normally no need to format them. If an SD memory card is formatted with the standard formatting utility provided with a personal computer, its file system will not conform to the SD memory card standard. Always use the formatting software provided by SD memory card makers.

Applicable PLCs

Company	Series
OMRON	CP Series
OMRON	CJ Series
OMRON	CS Series
OMRON	C Series
OMRON	CVM1/CV Series
OMRON	Temperature Controllers EJ1 Series
Yokogawa Electric	FA-M3 Series
Hitachi	EH-150EHV Series
Hitachi	EH150 Series
Hitachi	MICRO-EH Series
Hitachi	Web Controller

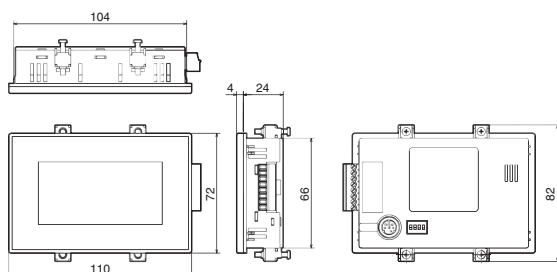
Company	Series
Mitsubishi Electric	FX Series
Mitsubishi Electric	Q Series
Mitsubishi Electric	A Series
Panasonic Electric Works	FP Series
Toshiba Machine	TC mini Series
Keyence	KV Series
Allen-Bradley Models that support DF protocol	MicroLogix
Allen-Bradley Models that support DF protocol	SLC-500 Series
Siemens	S7-200 Series
LG	MASTER-K Series
Modbus	Models that support RTU protocol

Note: Refer to "NV Series Programmable Terminals Host Connection Manual (Cat.No V105)" which is included in NV-Designer for information on combination use with each PLC Series.


Dimensions

(Unit: mm)

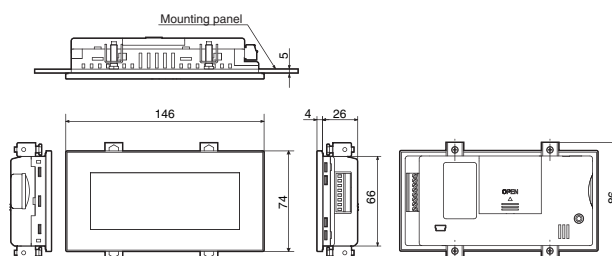
NV3W



Panel Cutout Dimensions



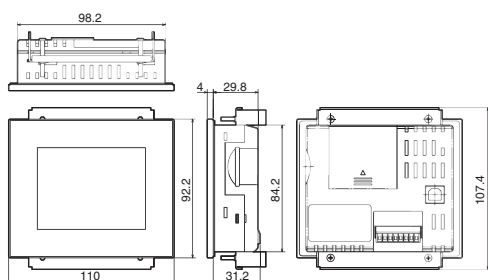
NV4W




Panel Cutout Dimensions



NV3Q



Panel Cutout Dimensions



Related Manuals

Cat. No	Model	Name
V103	NV3W, NV4W, NV3Q	NV Series Programmable Terminals Setup Manual
V104	NV3W, NV4W, NV3Q, NV-Designer	NV Series Programmable Terminals Programmig Manual
V105	NV3W, NV4W, NV3Q	NV Series Programmable Terminals Host Connection Manual

Read and Understand this Catalog

Please read and understand this catalog before purchasing the product. Please consult your OMRON representative if you have any questions or comments.

Warranty and Limitations of Liability

WARRANTY

OMRON's exclusive warranty is that the products are free from defects in materials and workmanship for a period of one year (or other period if specified) from date of sale by OMRON.

OMRON MAKES NO WARRANTY OR REPRESENTATION, EXPRESS OR IMPLIED, REGARDING NON-INFRINGEMENT, MERCHANTABILITY, OR FITNESS FOR PARTICULAR PURPOSE OF THE PRODUCTS. ANY BUYER OR USER ACKNOWLEDGES THAT THE BUYER OR USER ALONE HAS DETERMINED THAT THE PRODUCTS WILL SUITABLY MEET THE REQUIREMENTS OF THEIR INTENDED USE. OMRON DISCLAIMS ALL OTHER WARRANTIES, EXPRESS OR IMPLIED.

LIMITATIONS OF LIABILITY

OMRON SHALL NOT BE RESPONSIBLE FOR SPECIAL, INDIRECT, OR CONSEQUENTIAL DAMAGES, LOSS OF PROFITS OR COMMERCIAL LOSS IN ANY WAY CONNECTED WITH THE PRODUCTS, WHETHER SUCH CLAIM IS BASED ON CONTRACT, WARRANTY, NEGLIGENCE, OR STRICT LIABILITY.

In no event shall the responsibility of OMRON for any act exceed the individual price of the product on which liability is asserted.

IN NO EVENT SHALL OMRON BE RESPONSIBLE FOR WARRANTY, REPAIR, OR OTHER CLAIMS REGARDING THE PRODUCTS UNLESS OMRON'S ANALYSIS CONFIRMS THAT THE PRODUCTS WERE PROPERLY HANDLED, STORED, INSTALLED, AND MAINTAINED AND NOT SUBJECT TO CONTAMINATION, ABUSE, MISUSE, OR INAPPROPRIATE MODIFICATION OR REPAIR.

Application Considerations

SUITABILITY FOR USE

OMRON shall not be responsible for conformity with any standards, codes, or regulations that apply to the combination of the product in the customer's application or use of the product.

Take all necessary steps to determine the suitability of the product for the systems, machines, and equipment with which it will be used.

Know and observe all prohibitions of use applicable to this product.

NEVER USE THE PRODUCT FOR AN APPLICATION INVOLVING SERIOUS RISK TO LIFE OR PROPERTY WITHOUT ENSURING THAT THE SYSTEM AS A WHOLE HAS BEEN DESIGNED TO ADDRESS THE RISKS, AND THAT THE OMRON PRODUCT IS PROPERLY RATED AND INSTALLED FOR THE INTENDED USE WITHIN THE OVERALL EQUIPMENT OR SYSTEM.

PROGRAMMABLE PRODUCTS

OMRON shall not be responsible for the user's programming of a programmable product, or any consequence thereof.

Disclaimers

CHANGE IN SPECIFICATIONS

Product specifications and accessories may be changed at any time based on improvements and other reasons. Consult with your OMRON representative at any time to confirm actual specifications of purchased product.

DIMENSIONS AND WEIGHTS

Dimensions and weights are nominal and are not to be used for manufacturing purposes, even when tolerances are shown.

PERFORMANCE DATA

Performance data given in this catalog is provided as a guide for the user in determining suitability and does not constitute a warranty. It may represent the result of OMRON's test conditions, and the users must correlate it to actual application requirements. Actual performance is subject to the OMRON Warranty and Limitations of Liability.

Note: Do not use this document to operate the Unit.

OMRON Corporation Industrial Automation Company
Tokyo, JAPAN

Contact: www.ia.omron.com

Regional Headquarters

OMRON EUROPE B.V.

Wegalaan 67-69-2132 JD Hoofddorp
The Netherlands
Tel: (31)2356-81-300/Fax: (31)2356-81-388

OMRON ASIA PACIFIC PTE. LTD.

No. 438A Alexandra Road # 05-05/08 (Lobby 2),
Alexandra Technopark,
Singapore 119967
Tel: (65) 6835-3011/Fax: (65) 6835-2711

OMRON ELECTRONICS LLC

One Commerce Drive Schaumburg,
IL 60173-5302 U.S.A.
Tel: (1) 847-843-7900/Fax: (1) 847-843-7787

OMRON (CHINA) CO., LTD.

Room 2211, Bank of China Tower,
200 Yin Cheng Zhong Road,
PuDong New Area, Shanghai, 200120, China
Tel: (86) 21-5037-2222/Fax: (86) 21-5037-2200

Authorized Distributor:

© OMRON Corporation 2009 All Rights Reserved.
In the interest of product improvement,
specifications are subject to change without notice.

Cat. No. V410-E1-02

0110 (0609)